

Medicare Shared Savings Program At-A-Glance



The information below highlights NHN's participation in the Medicare Shared Savings Program.



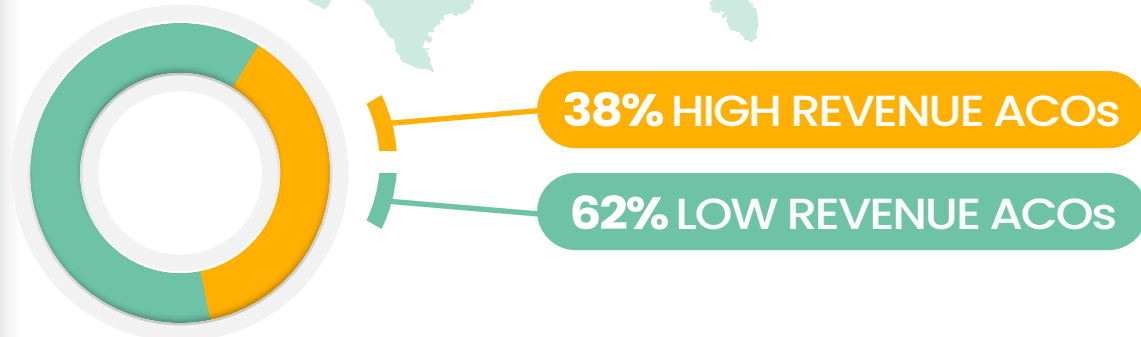
The information below highlights CMS data on all ACOs participating in the Medicare Shared Savings Program for Performance Year 2025.

PARTICIPATION



55 New MSSP ACOs
173 Renewals

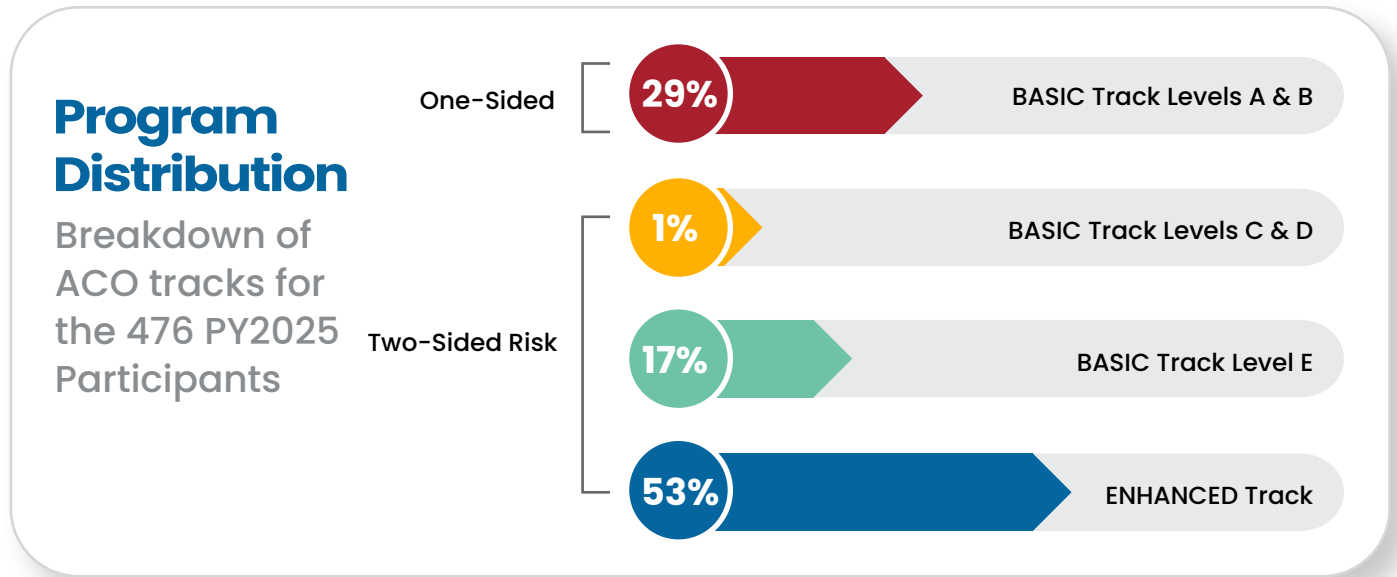
PY2025 includes the largest annual number of renewals in the 12-year history of the program



PY2024 vs. PY2025

NHN started our third agreement period on Jan. 1, 2024, in the ENHANCED track. For Performance Year 2024, NHN was a low-revenue ACO.


PY2025 is year two of five in the ENHANCED track. NHN added the hospital TINs to our agreement, and we are now a High Revenue ACO.



RISK LEVEL

PY2024 vs. PY2025

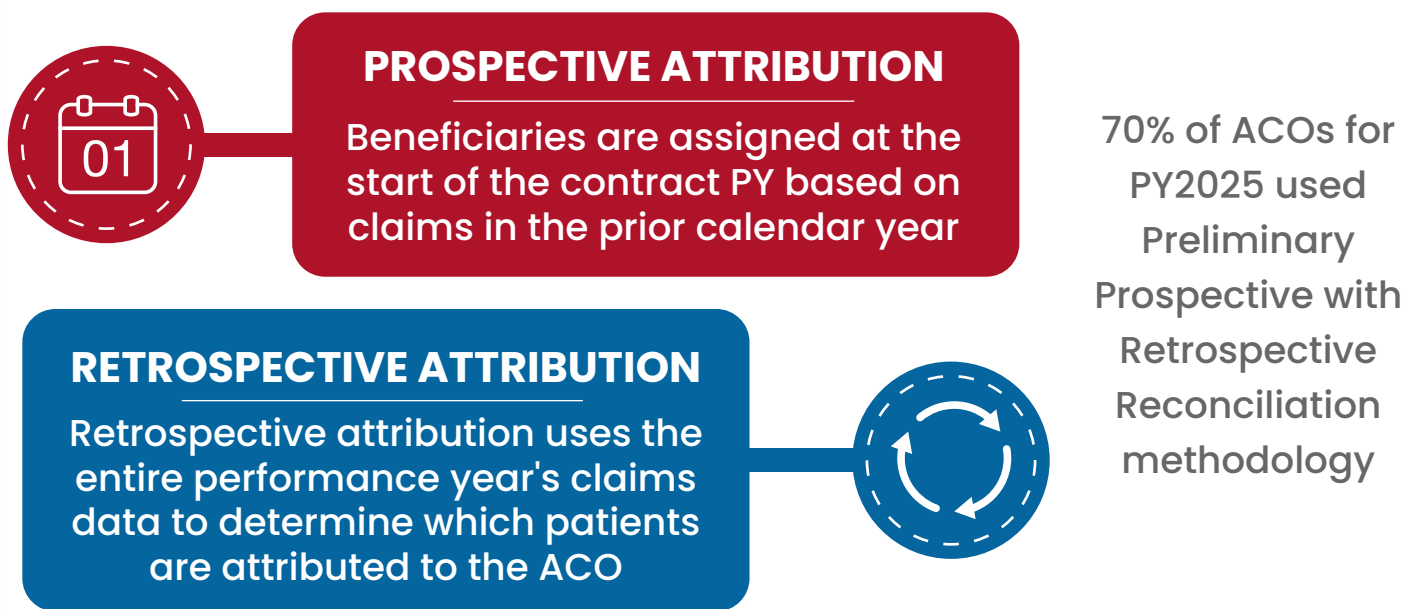
NHN is at risk through PY2028. In PY2024, our maximum shared savings was \$89.1M and our maximum shared loss was \$66.8M. Our PY2025 target financials will be provided in May 2025.



ATTRIBUTION

PY2024 vs. PY2025

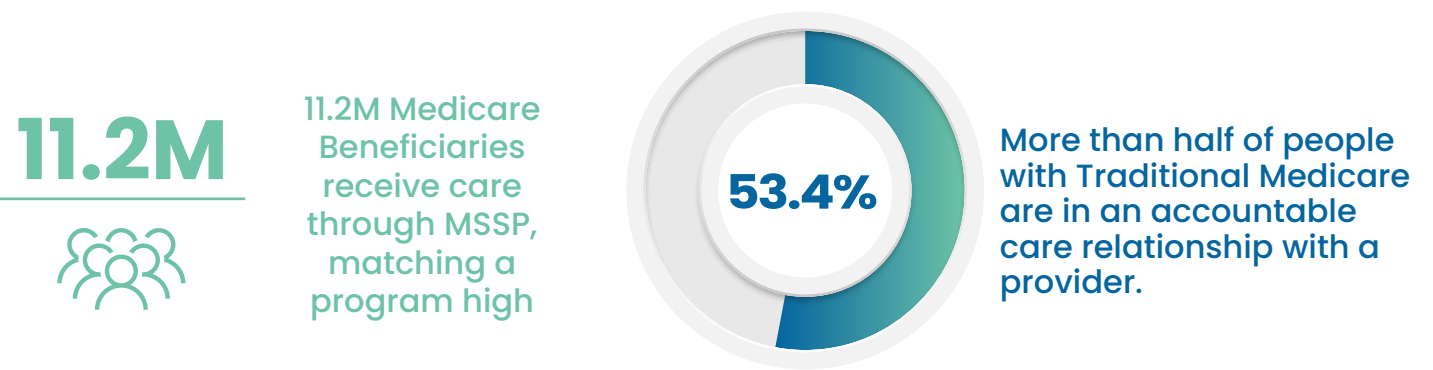
NHN chose prospective attribution methodology for PY2024 and PY2025.



COVERED LIVES

PY2024 vs. PY2025

More than 37K beneficiaries received care through the NHN in PY2024. Our PY2025 beneficiary count will be provided in May 2025.



Source: CMS Shared Savings Program Fast Facts, Jan. 1, 2025